

Ann

The Ten Commandments

Exodus 19:1–20:21


20

Welcome the Group

Lay the Foundation

- *Where is this story found in the Bible?*
Old Testament
- *What is its place in the Bible story?*
after God gave manna, quail, and water to the Israelites; before God gave instructions for the Ark of the Covenant (box) and a Tabernacle (tent)
- *Who is the author?*
Moses and others (Some scholars believe three or more people helped to write the book we call Exodus.)
- *Who are the main characters?*
Moses, Aaron, Israelites, and God
- *Where in the biblical world did it happen?*
Mount Sinai
- *Where is this in today's world?*
the Sinai Peninsula (Egypt) or Saudi Arabia

Find the full description of *Lay the Foundation* on page 15.



Did You Know?

- ✓ The word *Exodus* comes from the Greek words for “the way out.” This is the beginning of the story where Moses and God’s people wandered in the desert for 40 years.
- ✓ The Bible mentions two different names for the mountain where Moses met God—Sinai (in Exodus) and Horeb (in Deuteronomy).
- ✓ There are four commandments about how we should love and honor God as well as six commandments about how to love and care for others.

Pray

Dear God, lead us in the right ways to live. Thank you for the Ten Commandments and the examples of how we should try to be each day. Give us grace when we fall short and help us to remember that your love and mercy are new each day. Amen.


Suggested prayer methods are outlined on page 15.

Share the Story

Suggestions for storytelling are detailed on page 16.

Respond to the Story

Invite each member of the group to use bricks and figures to respond to the story. This can be done individually or in small groups. Suggestions for how to support this form of theological reflection can be found on page 16.



Ask Building Questions

- I wonder if you have ever felt God's presence?
- I wonder what it felt like to be on the mountain with God?
- I wonder if anyone has ever commanded you to do something?
- I wonder if God is still visiting people?
- I wonder what important things you have to say?
- I wonder if you ever feel like you can't get close enough to God?
- I wonder if you believe there is only one God?
- I wonder if you think there is something more wonderful than God?
- I wonder if you ever use words in a way that doesn't honor God?
- I wonder if you take enough time to rest and thank God?
- I wonder how you show you are thankful for your family?
- I wonder if you have ever hurt someone or taken something that doesn't belong to you?
- I wonder if you have ever said anything that was untrue?

- I wonder if you have ever wanted more than the things you already own?
- I wonder why God gave us rules to follow?
- I wonder if these are the only rules God has for us?
- I wonder how it feels to try to follow God's rules?
- I wonder what happens when we don't follow God's rules?

Suggest Blueprints *(if needed)*

- Mount Sinai
- Moses
- Israelites
- God
- stone tablets

Share Responses to the Story

Encourage each group member to share the creations they have made in response to the story. More details about sharing can be found on page 17.

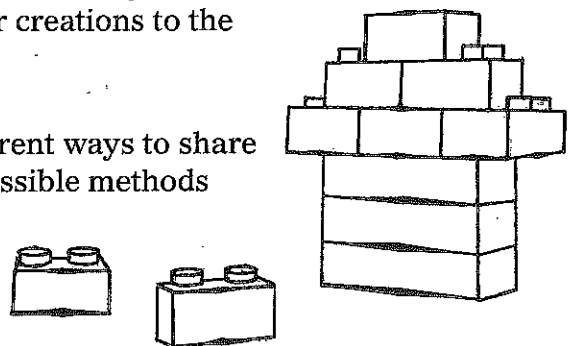
Share a Snack


- rice cereal treat "mountains"
- pita and hummus
- marshmallow "smoke" spread on bread or crackers
- cookie "tablets"

Continue the Story

One way to deepen the learning experience and create a link between group learning and faith formation in the home is to have builders show their creations to the adults who pick them up after class.

For additional study and conversation at home, consider different ways to share the Bible verses as well as some of the *Building Questions*. Possible methods of communication are texts, social media, e-blasts, website posts, and take-home sheets.





The Ten Commandments Are Given Again


Deuteronomy 9–10

Welcome the Group

Lay the Foundation

- *Where is this story found in the Bible?*
Old Testament
- *What is its place in the Bible story?*
after the Ark of the Covenant and the Tabernacle were built; before Aaron died
- *Who is the author?*
Moses and others (Some scholars believe three or more people helped to write the book we call Deuteronomy.)
- *Who are the main characters?*
Moses, Aaron, Israelites and God
- *Where in the biblical world did it happen?*
Mt. Horeb
- *Where is this in today's world?*
Southern desert of Israel

Find the full description of *Lay the Foundation* on page 15.



Did You Know?

- ✓ The Bible mentions two different names for the mountain where Moses met God—Sinai (in Exodus) and Horeb (in Deuteronomy).
- ✓ There are four commandments about how we should love and honor God as well as six commandments about how to love and care for others.

Pray

Dear God, we thank you for giving us guidance about the way we should live. Help us to love you and all your children, so that our lives may honor you. Amen.


Suggested prayer methods are outlined on page 15.

Share the Story

Suggestions for storytelling are detailed on page 16.

Respond to the Story

Invite each member of the group to use bricks and figures to respond to the story. This can be done individually or in small groups. Suggestions for how to support this form of theological reflection can be found on page 16.



Ask Building Questions

- I wonder if you have ever become really angry?
- I wonder if you have ever done something you don't think God would like?
- I wonder if it is hard to trust God?
- I wonder if you have ever really messed something up?
- I wonder if you have ever been so angry that you broke something very special?
- I wonder how you felt once the special thing was broken?
- I wonder what you do to get people's attention?
- I wonder how others know you are angry?
- I wonder if anyone has ever given you a second chance?
- I wonder if anyone has ever helped you start over?

Suggest Blueprints *(if needed)*

- two tablets with Ten Commandments
- God
- Moses
- Aaron
- Mount Horeb
- Ark of the Covenant
- Israelites
- golden calf

Share Responses to the Story

Encourage each group member to share the creations they have made in response to the story. More details about sharing can be found on page 17.

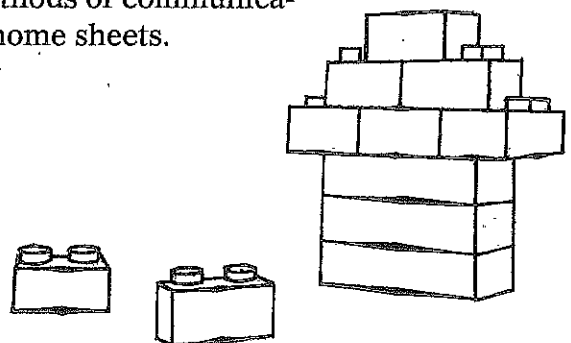
Share a Snack

- rice cereal treat "mountains"
- cookie "tabernacles"
- large cookie "tablets," decorated or plain

Continue the Story

One way to deepen the learning experience and create a link between group learning and faith formation in the home is to have builders show their creations to the adults who pick them up after class.

For additional study and conversation at home, consider different ways to share the Bible verses as well as some of the *Building Questions*. Possible methods of communication are texts, social media, e-blasts, website posts, and take-home sheets.



Share the Story

- Introduce the story by answering some or all of the following questions, as appropriate. Each lesson includes brief answers to most or all of these questions; you are always free to supplement this information from your own knowledge and research:
 - Where is this story found in the Bible?
 - What other stories can be found before and after this story?
 - Who wrote this story?
 - When did this story take place?
 - When was the story written?
 - Whom are we going to “meet” in this story?
 - Where did this story take place?
 - Where is this location in today’s world?
- Share the story by reading or retelling it.
- Show different images of the story to help spark imagination (art books, original LEGO® constructions, online image sites, etc.).

Respond to the Story

Ask Building Questions


- Allow time for *Building Questions*, comments, and insights. We provide a robust list of questions for each lesson. This time of “wondering” typically serves as the most sacred part of the gathering; try not to rush through the reflections. At this point the interior life of the group often emerges in remarkable ways. This is where the bulk of the theological reflection can be heard and witnessed.
- The list of *Building Questions* is intentionally longer than needed for any given session so that the

lessons can be repeated with the same group over time. This also allows for the leader to pick and choose which question fits best within the context.

- Set the expectation that something from the story must be constructed before any other creations can be made.
- Be available to answer questions, review the story, or help “stuck” children.

Suggest Blueprints

- *Building Faith Brick by Brick* is intended to be an open-ended theological reflection using LEGO® bricks. The need to specifically script a response should be avoided. However, if a child is having a difficult time focusing in on a response to the story, a few suggested idea starters have been offered, called *Blueprints*. The suggestions should only be introduced as needed. Reading *Blueprints* to the whole group could hinder the creative process, so keep them for “as needed” moments.
- Allow the suggested *Blueprints* to be simple words or concepts to spark ideas within the imagination of the child.



Building Faith Brick by Brick