

King Darius, Daniel, and the Lions


Daniel 6

Welcome the Group

Lay the Foundation

- Where is this story found in the Bible?
Old Testament
- What is its place in the Bible story?
after the fiery furnace; before Daniel's visions
- Who is the author?
unknown
- Who are the main characters?
Daniel, King Darius, Lions, the people living in Babylon, and God
- Where in the biblical world did it happen?
Babylon
- Where is this in today's world?
Iraq

Find the full description of *Lay the Foundation* on page 15.



Did You Know?

- ✓ Daniel was a prophet who was speaking a message of encouragement for the Jewish people living in exile in Babylon.
- ✓ "Exile" means to be forced to stay away from the place you consider home.
- ✓ A prophet is someone who listens to the word of God and then tells others about God's message.
- ✓ Daniel's name means "God is my judge" in Hebrew.
- ✓ Daniel is considered to be a prophet in the Christian, Jewish, and Islamic traditions.

Pray

*Give us your power and truth, O God.
Protect us from the dangers of this world
and make us willing to learn more and
more about you each day. Amen.*

Suggested prayer methods are outlined on page 15.


*Standing up for what
you believe is
right.*

Share the Story

Suggestions for storytelling are detailed on page 16.

Respond to the Story

Invite each member of the group to use bricks and figures to respond to the story. This can be done individually or in small groups. Suggestions for how to support this form of theological reflection can be found on page 16.



Ask Building Questions

- I wonder if you have ever felt like you were the very best at something?
- I wonder if you have ever been jealous of someone?
- I wonder if you have ever known someone who tried to make bad or unfair rules?
- I wonder if you have ever felt like you needed to keep your faith in God a secret?
- I wonder if you have ever been tricked?
- I wonder if believing in God has ever felt dangerous?
- I wonder if you have ever made a bad choice?
- I wonder if you have ever witnessed a miracle?
- I wonder if you have felt the love and protection of God?
- I wonder if you could help someone know more about God?

Suggest Blueprints *(if needed)*

- King Darius
- Daniel
- Persian government officials
- den
- lions
- God

Share Responses to the Story

Encourage each group member to share the creations they have made in response to the story. More details about sharing can be found on page 17.

Share a Snack

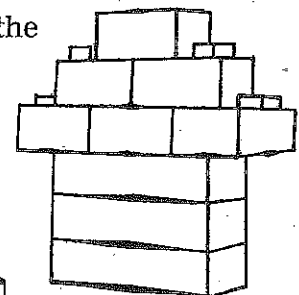
- animal crackers

Note: You could omit the snack today to be like Daniel, who fasted in the lions den. It might be helpful to warn parents in advance if you plan to “fast” during class.

Continue the Story

One way to deepen the learning experience and create a link between group learning and faith formation in the home is to have builders show their creations to the adults who pick them up after class.

For additional study and conversation at home, consider different ways to share the Bible verses as well as some of the *Building Questions*. Possible methods of communication are texts, social media, e-blasts, website posts, or take-home sheets.



Share the Story

- Introduce the story by answering some or all of the following questions, as appropriate. Each lesson includes brief answers to most or all of these questions; you are always free to supplement this information from your own knowledge and research:
 - Where is this story found in the Bible?
 - What other stories can be found before and after this story?
 - Who wrote this story?
 - When did this story take place?
 - When was the story written?
 - Whom are we going to “meet” in this story?
 - Where did this story take place?
 - Where is this location in today’s world?
- Share the story by reading or retelling it.
- Show different images of the story to help spark imagination (art books, original LEGO® constructions, online image sites, etc.).

Respond to the Story

Ask Building Questions


- Allow time for *Building Questions*, comments, and insights. We provide a robust list of questions for each lesson. This time of “wondering” typically serves as the most sacred part of the gathering; try not to rush through the reflections. At this point the interior life of the group often emerges in remarkable ways. This is where the bulk of the theological reflection can be heard and witnessed.
- The list of *Building Questions* is intentionally longer than needed for any given session so that the

lessons can be repeated with the same group over time. This also allows for the leader to pick and choose which question fits best within the context.

- Set the expectation that something from the story must be constructed before any other creations can be made.
- Be available to answer questions, review the story, or help “stuck” children.

Suggest Blueprints

- *Building Faith Brick by Brick* is intended to be an open-ended theological reflection using LEGO® bricks. The need to specifically script a response should be avoided. However, if a child is having a difficult time focusing in on a response to the story, a few suggested idea starters have been offered, called *Blueprints*. The suggestions should only be introduced as needed. Reading *Blueprints* to the whole group could hinder the creative process, so keep them for “as needed” moments.
- Allow the suggested *Blueprints* to be simple words or concepts to spark ideas within the imagination of the child.



Building Faith Brick by Brick